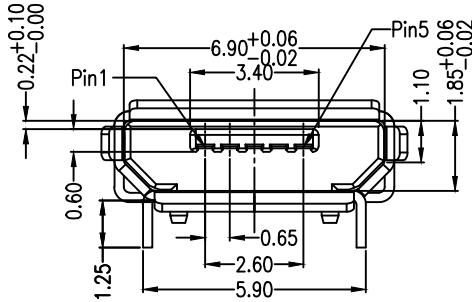
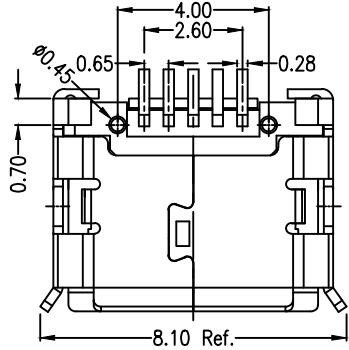
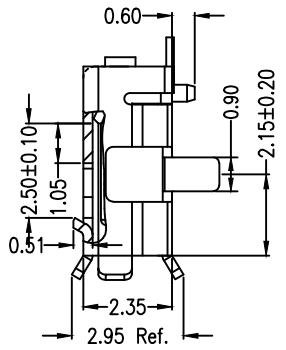
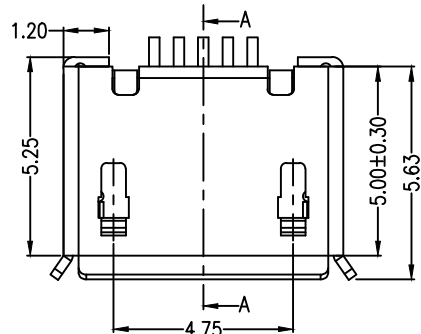
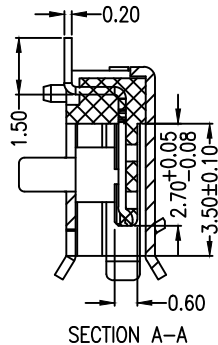
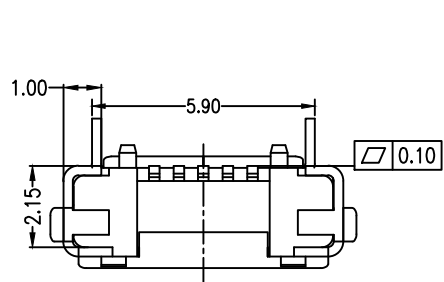
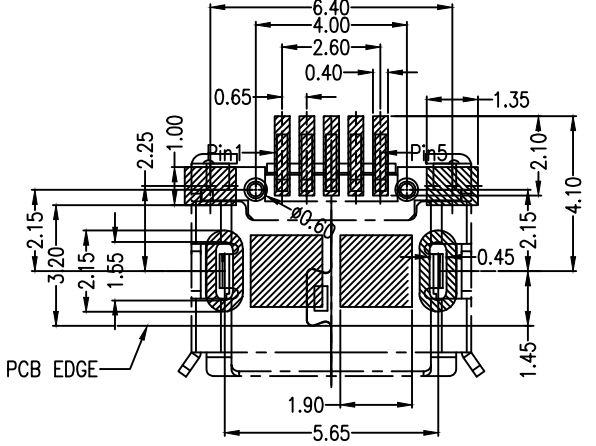


| | | |
|------|--------------|------|
| MAPX | MODIFICATION | DATE |
|------|--------------|------|



Note:
 1.Material:
 1.1 Housing: High temperature thermoplastic with g.f,UL94v-0
 1.2 Contact: copper alloy,t=0.20mm
 1.3 Shell: copper alloy,t=0.25mm
 2.Specification:
 2.1 Current rating:1,5PIN 1.8A Max/2,3,4PIN 1A Max.
 2.2 Dielectric withstanding voltage: 100 V(ac) for 1 min.
 2.3 Contact resistance: 30 mΩ Max.
 2.4 Insulation resistance: 100 MΩ Min.
 2.5 Total mating force: 3.57 Kgf Max.
 2.6 Total unmating force: 1.0 Kgf Min.
 2.7 Temperature range: -30°C~80°C



RECOMMENDED PCB LAYOUT
 PCB图仅供参考

| | | | | | | | | | | |
|-------------------------------------|-------|------|-------|--------------|------------|---------------|-------|--------------------------|---------------------------------------------|----|
| 产品图 PRODUCT CHART DWG | | | | 深圳市精拓金电子有限公司 | | | | | | |
| 公差一览表 TOLERANCE UNLESS OTHERWISE | | | | 单位 UNITS | MM | 制图 DRAWING | Gavin | 制图料号 PRODUCT PART NO. | | |
| X. | ±0.35 | X. | ±5.° | 比例 SCALE | 1:1 | 审核 CHKD | 郭治富 | 产品名称 PRODUCT NAME | Micro usb 5s B Type有焊脚插板5.9脚长1.25有柱锡脚加长0.75 | |
| .X | ±0.30 | .X | ±2.° | 日期 DATE | 2016-06-20 | 核准 APPD | 黄国荣 | 角法 VIEW | 版本 VER | A0 |
| .XX | ±0.20 | .XX | ±1.° | | | | | | | |
| .XXX | ±0.10 | .XXX | ±0.5° | | | | | | | |